

If installing SOFA Statistics has broken another application ...

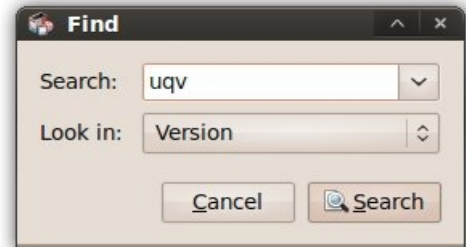
... (such as PgAdminIII) there is an easy fix that takes less than 5 minutes. And it won't be happening again.

Forcing Fresh wxPython Packages

From the main menu select System > Administration > Synaptic Package Manager.

Click on the "Reload" button (upper left of Synaptic).

Click on the "Search" button (not "Quick search"), put "uqv" in Search, and select Version for "Look in". Then click on the "Search" button on the bottom right:

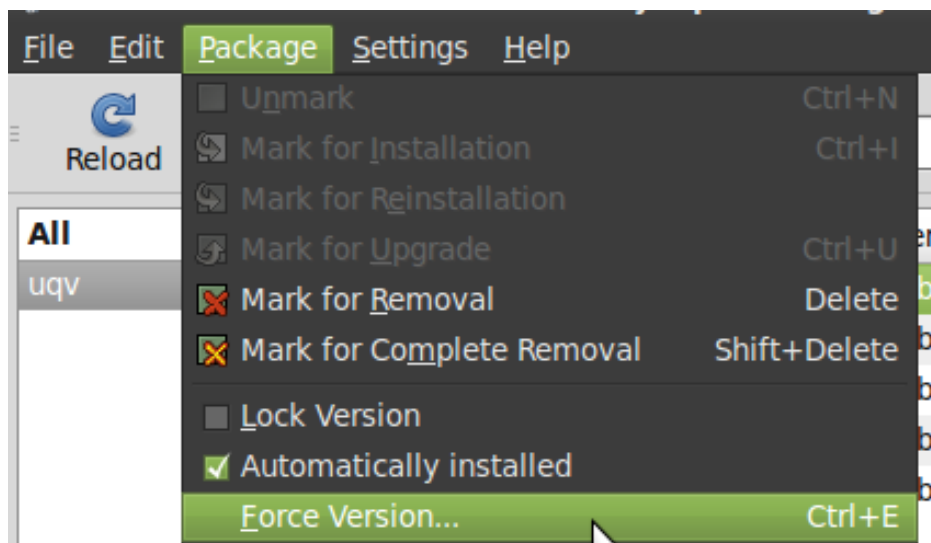


This will display the packages from uqv. All the installed packages (i.e. those with a green square to their left) will need to be forcibly freshened.

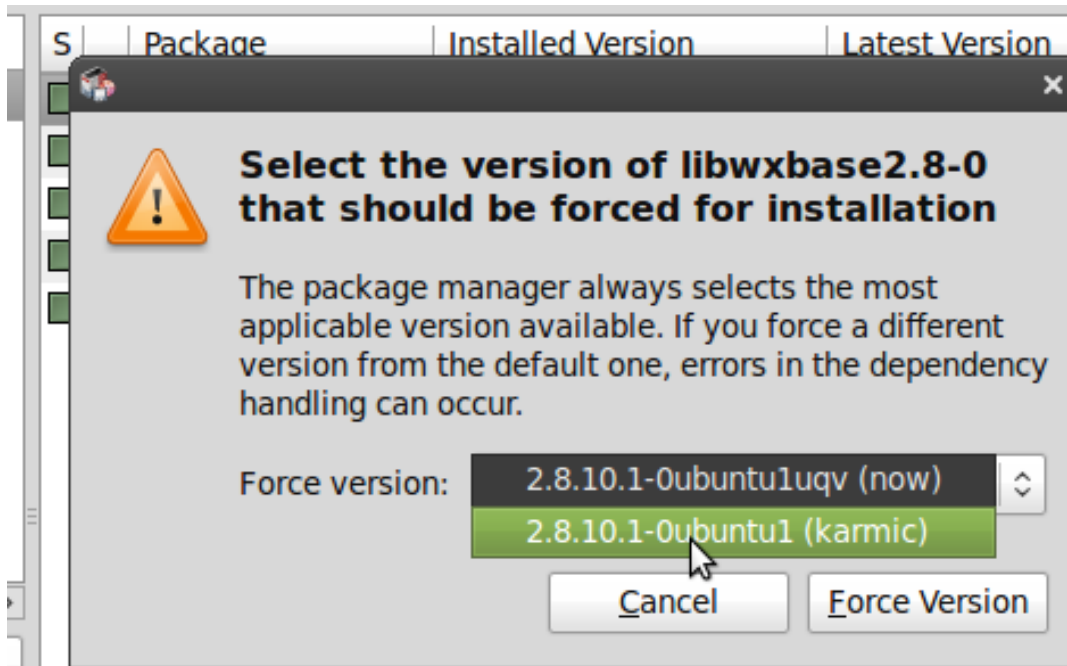
All	S	Package	Installed Version
uqv	<input type="checkbox"/>	libwxbase2.8-0	2.8.10.1-0ubuntu1uqv
	<input type="checkbox"/>	libwxgtk2.8-0	2.8.10.1-0ubuntu1uqv
	<input type="checkbox"/>	python-wxgtk2.8	2.8.10.1-0ubuntu1uqv
	<input type="checkbox"/>	python-wxversion	2.8.10.1-0ubuntu1uqv
	<input type="checkbox"/>	wx-common	2.8.10.1-0ubuntu1uqv

The image above can be used to help remember the file names. Click the S above the column of green squares until the packages are sorted in the desired order.

One by one, select each file, and select Package > Force Version from the menu (Ctrl-E) ...



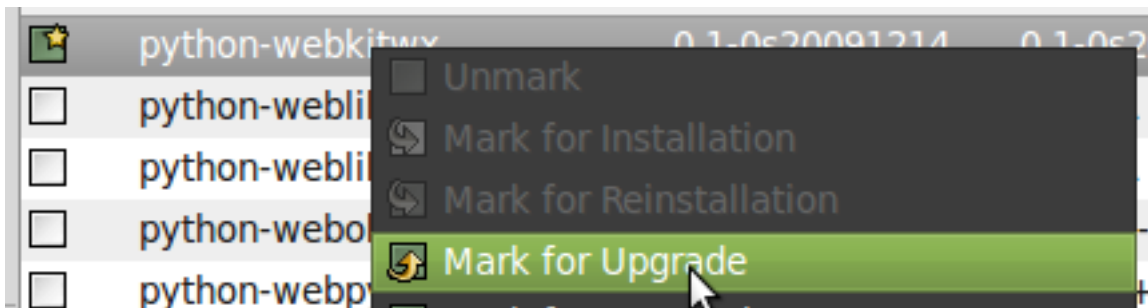
... and force it to be the standard Ubuntu version instead of the uqv version.



Update python-webkitwx

Click on the "Reload" button.

Right click on python-webkitwx and select Update.



Then click on "Apply" on the toolbar. You can now close Synaptic.

Apologies and Further Help

Our apologies for this issue. This fix won't ever be necessary again and is not needed for fresh installations. Please raise any problems with this process in the discussion group (<http://groups.google.com/group/sofastatistics>).