

Upgrading SOFA Statistics in 4 Steps

1) Wipe your /home/username/sofa folder

If upgrading, it is safest to wipe your /home/username/sofa folder first. When running the upgraded version of SOFA Statistics for the first time, this folder will be recreated. If you want to save any styles, reports, scripts etc you will need to save these somewhere else first. Sometimes files created for older versions of SOFA Statistics will need slight modification to work with the newer version. Add a question to the discussion group if you need any help.

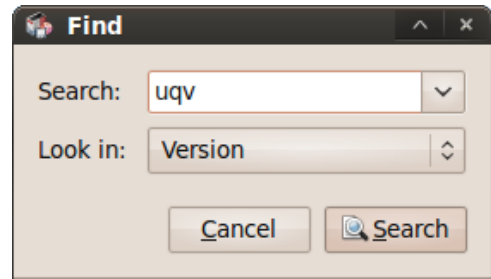
2) Force Fresh wxPython Packages

From the main menu select System > Administration > Synaptic Package Manager.

Click on the “Reload” button (upper left of Synaptic).

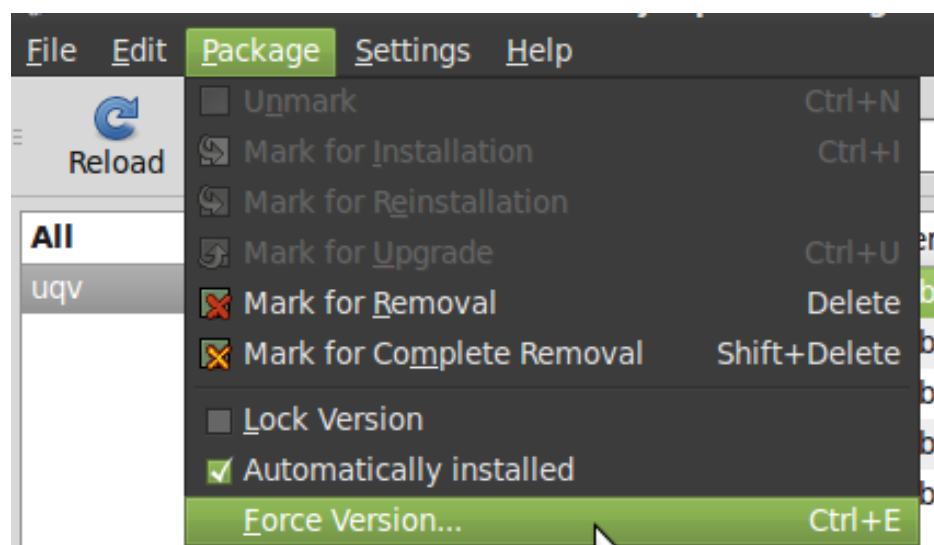
Click on the “Search” button (not “Quick search”), put “uqv” in Search, and select Version for “Look in”. Then click on the “Search” button on the bottom right:

This will display the packages from uqv. All the installed packages (i.e. those with a green square to their left) will need to be forcibly freshened.

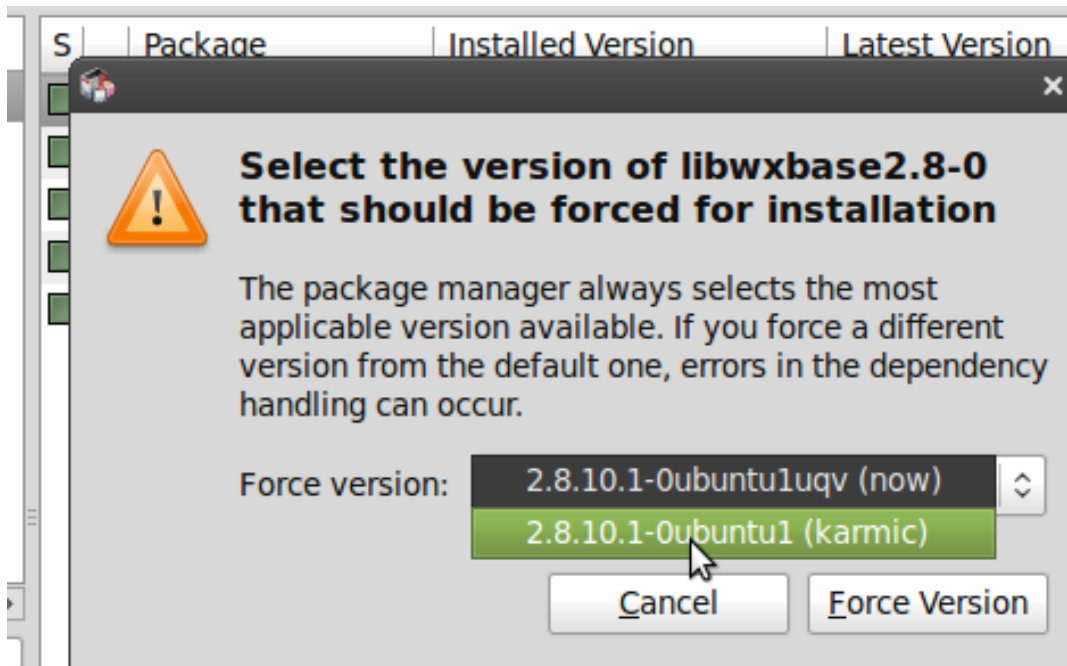


| All | S | Package | Installed Version |
|-----|--------------------------|------------------|----------------------|
| uqv | <input type="checkbox"/> | libwxbase2.8-0 | 2.8.10.1-0ubuntu1uqv |
| | <input type="checkbox"/> | libwxgtk2.8-0 | 2.8.10.1-0ubuntu1uqv |
| | <input type="checkbox"/> | python-wxgtk2.8 | 2.8.10.1-0ubuntu1uqv |
| | <input type="checkbox"/> | python-wxversion | 2.8.10.1-0ubuntu1uqv |
| | <input type="checkbox"/> | wx-common | 2.8.10.1-0ubuntu1uqv |

Click the S above the column of green squares until the packages are sorted in the desired order. One by one, select each file, and select Package > Force Version from the menu (Ctrl-E) ...



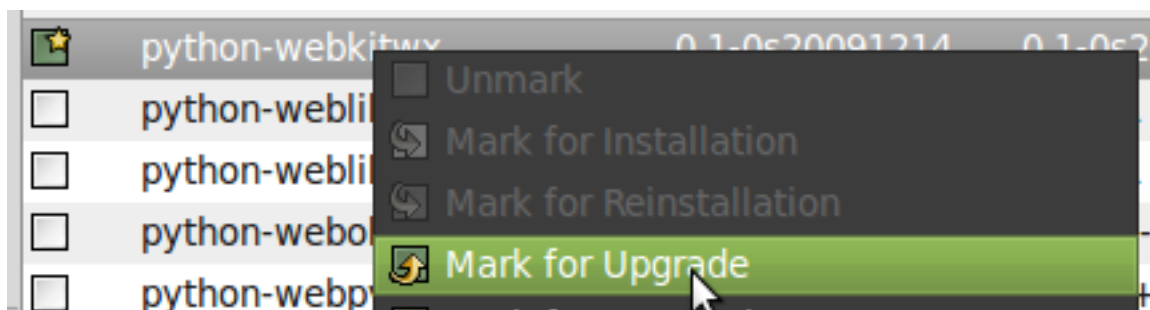
... and force it to be the standard Ubuntu version instead of the uqv version.



3) Update *python-webkitwx*

Click on the “Reload” button.

Right click on *python-webkitwx* and select Update.



Then click on “Apply” on the toolbar. You can now close Synaptic.

4) Install newer version of *SOFA Statistics*

Install from the latest deb package.

Easier next time

Steps 2 and 3 will not be necessary if upgrading from 0.9.9 or higher and it is not needed for fresh installations. Please raise any problems with this process in the discussion group (<http://groups.google.com/group/sofastatistics>).